

I. How to register

<http://www.operatorone.eu/signup.aspx>

2. How to add contacts:

You can add a contact from your mobile phone if it has internet access. Use your mobile phone's web browser and go to: <http://m.operatorone.eu>, sign in and click on Add a new contact. After adding your friends name and phone number, the new local Connect phone number that you can call your friend on will be displayed.

<http://www.operatorone.eu/my/contacts.aspx> (logged in)

3. How to save them in your phone book:

Copy the local number you receive in your mobile into your phonebook. It's that easy!

4. How to add money?

Sign in to your account on your computer, go to Payments, choose the amount you would like to add and follow the instructions. Credit can be added from these cards: Visa, MasterCard, American Express and Maestro. You can also add credit using PayPal.

<https://www.operatorone.eu/my/payments.aspx> (logged in)

YOUR PAYMENTS

The Operator Ones Connect service is pre paid, giving you full control over your costs. It is up to you how much credit you would like to add to your account and when.

Your account will be debited the outbound calls made with the Connect service. If you are subscribing to a Connect Plus number, your account will also be debited a monthly fee for this number and the cost for the forwarding of inbound calls on to a phone of your choice.

PAYMENT HISTORY


You have not yet made any payments to Operator One.

AUTOMATIC REFILL NOT ACTIVATED

By activating the automatic refill functionality you make sure that it is always credit on your Operator One account and thus always possible to make and receive calls.







Your Operator One account is then automatically refilled with credit from your card when the Operator One account reaches a minimum balance amount of €10.

You can choose to activate this functionality the next time you add more credit to your account. It can easily be removed later on. Automatic Refill can only be activated if your payment is made with a credit card from Visa or MasterCard.



Add call credit here!

Choose what payment method you would like to use when adding credit to your Operator One account.

- Credit card   
- American Express 
- PayPal 
- Voucher 

[PROCEED TO PAYMENT >](#)

Choose the amount of credits...

<https://www.operatorone.eu/my/payments.aspx> (logged in)

YOUR PAYMENTS

The Operator Ones Connect service is pre paid, giving you full control over your costs. It is up to you how much credit you would like to add to your account and when.

Your account will be debited the outbound calls made with the Connect service. If you are subscribing to a Connect Plus number, your account will also be debited a monthly fee for this number and the cost for the forwarding of inbound calls on to a phone of your choice.

PAYMENT HISTORY

You have not yet made any payments to Operator One.




AUTOMATIC REFILL NOT ACTIVATED

By activating the automatic refill functionality you make sure that it is always credit on your Operator One account and thus always possible to make and receive calls.

Your Operator One account is then automatically refilled with credit from your card when the Operator One account reaches a minimum balance amount of €10.


You can choose to activate this functionality the next time you add more credit to your account. It can easily be removed later on. Automatic Refill can only be activated if your payment is made with a credit card from Visa or MasterCard.

ADD CREDIT

How much credit would you like to add to your Operator One account?

[< PREVIOUS](#) [PROCEED TO PAYMENT](#)



NOTE!

If you are a VAT-registered company within the EU, make sure you have registered your VAT-number on the [Account Settings](#) page.

Money is then being transferred to your account, It's that easy 😊

5. How to call:

1. Just look up your local number to your friend in your phonebook
2. Press the call button and talk, It's that easy 😊